

BENVENUTI A ITALIA! LET'S GO TO CASTIGLION FIORENTINO!

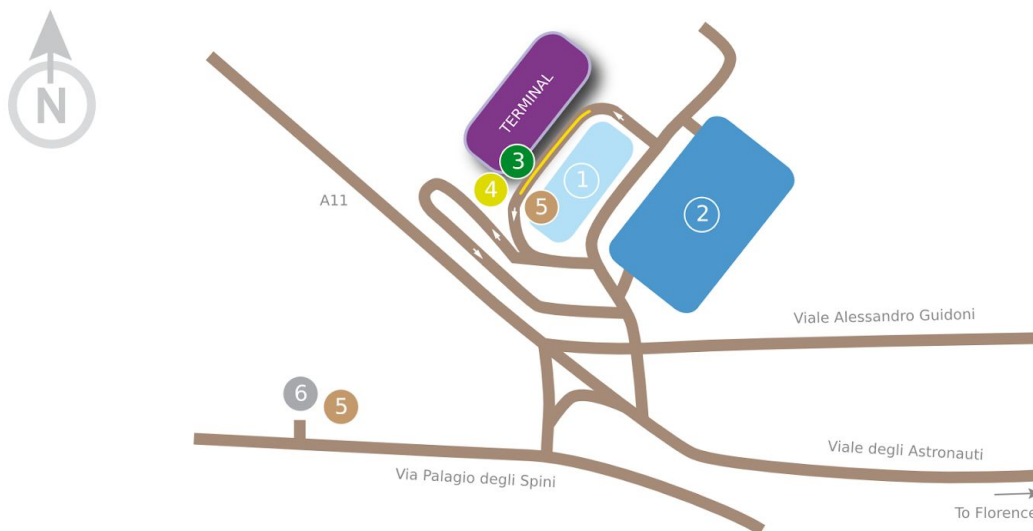
There are quite a number of ways to get to our charming little Tuscan town, Castiglion Fiorentino. Depending upon where you fly into, your route will be a little different...

- **From Florence Airport (Aeroporto di Firenze) → Florence Train Station (Firenze Santa Maria Novella)**

If you've flown into Florence, you'll have to get to the city center first before venturing onto Castiglion. There are a few ways to get to the city center from the airport in Florence, which is Northwest of the city center.

- **Taxi:** By far the easiest way is via Taxi. There will be a line for the Taxi cue right outside the Florence airport (the green #3 on the map below). It will be about a 15 minute ride and cost about €22 (they're fixed rates...€24 on Holidays, or €25.30 at night. Extra bags will cost €1 each). You can be taken to **Santa Maria Novella**, or **la Stazione**, or a hotel if you're staying for a bit!
- **Shuttle Bus:** There is a shuttle that runs every half hour from 6 AM - 11:30 PM that goes straight to the main train station, Santa Maria Novella. It costs 6 euros for a ticket and can be purchased on board the shuttle in cash. Look for the **Volainbus** outside the airport past the Taxi stand. When exiting the airport, it will be to the right past the Taxi stand (the yellow #4 on the map). It takes about 20 minutes or more if the traffic is heavy.

FLORENCE AIRPORT (FLR)



- | | | |
|----------------------|---------------|---------------|
| 1 Short-stay parking | 4 Bus station | Drop-off area |
| 2 Long-stay parking | 5 Shuttle | |
| 3 Taxi rank | 6 Car hire | |

- **From Florence Train Station (*Firenze S.M. Novella*) → Castiglion Fiorentino**

The Florence train station, aka **Firenze Santa Maria Novella**, is about half the size of the Rome train station but just as convenient. There's food, restrooms and things to keep you busy while you wait for your train. You can find WIFI in some of the bars or cafes in the station too (WOOT!). There's also a baggage check (**Deposito Bagaglio**) if you'd like to check out the city for a bit before catching a train.

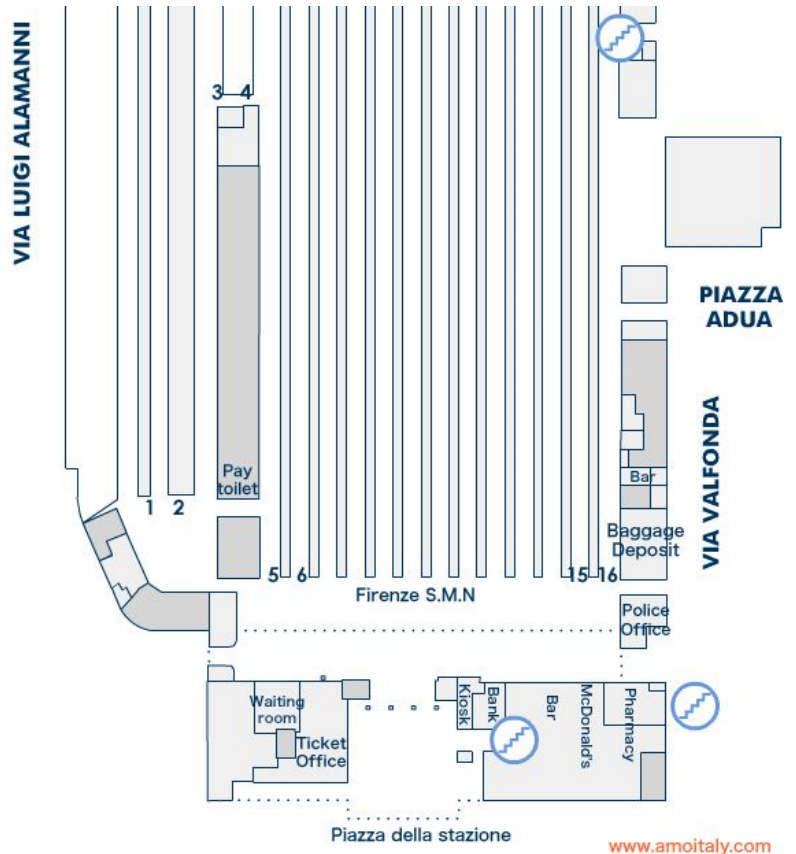
Baggage deposit is along platform (**Binario**) 16, you can pay for it by the day or hour.

If arriving at Firenze S.M.N. via bus, it will drop you off outside the station in *Piazza della Stazione*. If coming by Taxi, you'll be along *Via Valfonda*.

Enter the station and in the main hall you'll see lines of ticket kiosks (where the dotted lines are below the platforms on the map).

Purchase your ticket to Castiglion Fiorentino (see Train Instructions) and get it validated. Now is a great time to get a water or snack for the train ride! There will be restrooms on the train (usually not as clean as the train station, though).

Trains to Castiglion tend to leave at least once an hour, usually 13 minutes past the hour. Here are a few examples. Sometimes you'll have a train change in Arezzo but it's easy to find a train without a change!



Firenze S. M. Novella 12:13	→	Castiglion Fiorentino 13:26	🕒 1h 13'	Regionale Veloce 3157 ⓘ	from 9.70 € ▼
Firenze S. M. Novella 13:13	→	Castiglion Fiorentino 14:26	🕒 1h 13'	Regionale Veloce 2311 ⓘ	from 9.70 € ▼

Now is a great time to get a water or snack for the train ride! There will be restrooms on the train (usually not as clean as the train station, though).

- **From Rome Airport (Fiumicino Aeroporto) → Castiglion Fiorentino:**

Rome is a great airport to fly into because it has a train station right outside the airport! YAY! If you're going to stay in Rome for a few days before your retreat, follow the next batch of instructions for the **Leonardo Express**.

To get to the train station...de-board the plane (obviously...). Some planes are in the terminal farthest away and will require you to take a mini train to the main terminal, just follow the crowd. You'll then have to go through Passport Control/Customs (**Controllo del Passaporto/Dogana**), grab your luggage if needed and exit past security into the lobby of the airport. Once past the security point and in the lobby, go to the right down the hallway (you don't need to exit the airport) and start looking/following signs for the train (below). You'll end up going towards the left and up some escalators and arrive in the train terminal. Buy your ticket from one of the many self serve kiosks (more on that in Train Information), validate your ticket and board!



or



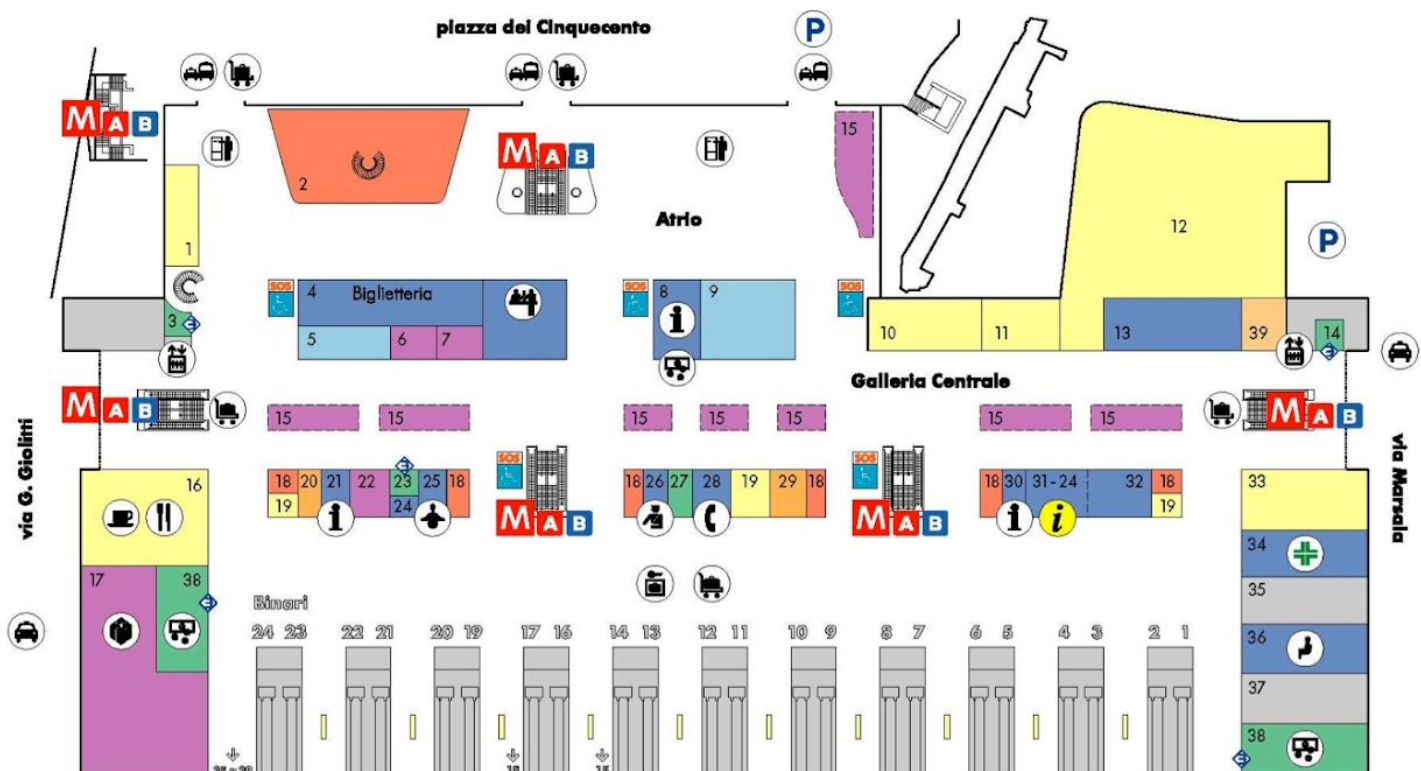
Here's a few schedules so you can get an idea of what your train options might be. These can vary depending upon what time of day you arrive at the airport.

The faster trains are the ones with only 1 change, usually at a Rome train station.

Fiumicino Aeroporto 13:53		→	Castiglion Fiorentino 17:30	⌚ 3h 37' Changes: 1 ▲	Leonardo Express 3291 ⓘ	from 26.65 € ▼
					Regionale Veloce 2314 ⓘ	
Fiumicino Aeroporto 13:53	Roma Termini 14:25			⌚ 0h 32'	Leonardo Express 3291	Close ✕
Roma Termini 15:02	Castiglion Fiorentino 17:30			⌚ 2h 28'	Regionale Veloce 2314	
Fiumicino Aeroporto 14:12		→	Castiglion Fiorentino 17:30	⌚ 3h 18' Changes: 1 ▲	Regionale 22065 ⓘ	from 20.25 € ▼
					Regionale Veloce 2314 ⓘ	
Fiumicino Aeroporto 14:12	Roma Tiburtina 15:00			⌚ 0h 48'	Regionale 22065	Close ✕
Roma Tiburtina 15:10	Castiglion Fiorentino 17:30			⌚ 2h 20'	Regionale Veloce 2314	

You may also encounter a train schedule with 2 stops! If you have lots of luggage, we would recommend waiting for a later train with 1 stop to avoid lots of stairs and lugging your stuff on and off trains. If you packed light, feel free to catch one of these...

Fiumicino Aeroporto 14:53		→	Castiglion Fiorentino 18:26	⌚ 3h 33' Changes: 2 ▲	Leonardo Express 3299 ⓘ	from 29.50 € ▼
					Intercity 592 ⓘ	
					Regionale Veloce 2315 ⓘ	
Fiumicino Aeroporto 14:53	Roma Termini 15:25		⌚ 0h 32'	Leonardo Express 3299	Close ✕	
Roma Termini 15:40	Arezzo 17:53		⌚ 2h 13'	Intercity 592		
Arezzo 18:16	Castiglion Fiorentino 18:26		⌚ 0h 10'	Regionale Veloce 2315		



Most of the time, trains to Castiglion leave from platforms (**Binari**) 1, 2 (the grey column on the lower right of the map) or 1 Ovest. The **Ovest** (or East) platforms are along platform 1 but South past the main center of the station. Think where you disembarked from Leonardo Express, now on the opposite side of the station.

Board your train and enjoy the ride! You should arrive in CFno in about 2 and a half hours if you selected the fast regional train (**Regionale Veloce**).

It's a gorgeous ride up through the Lazio region past Orvieto, through a bit of Umbria and into Southern Tuscany. When you pass by a lake (**Lago Trasimeno**) on the right side of the train, you're getting close! You'll also see Cortona (the charming town from the movie *Under the Tuscan Sun*) up on the right. We'll be visiting this town in a couple days. When you see Cortona, start getting ready to get off the train!

- **From Rome Airport (Fiumicino Aeroporto) → Rome City Center:**

If you'd like to stop in Rome and look around for a bit or spend a couple days there before coming to Castiglione, just buy the Leonardo Express ticket from the airport to Roma Termini only. This will take you to the main train station in Rome (**Roma Termini**). It costs €14, leaves every 15' during 7AM-9PM (every 30' outside of that time frame), doesn't have any stops between the airport and the train station and takes about 32 minutes. WIN!



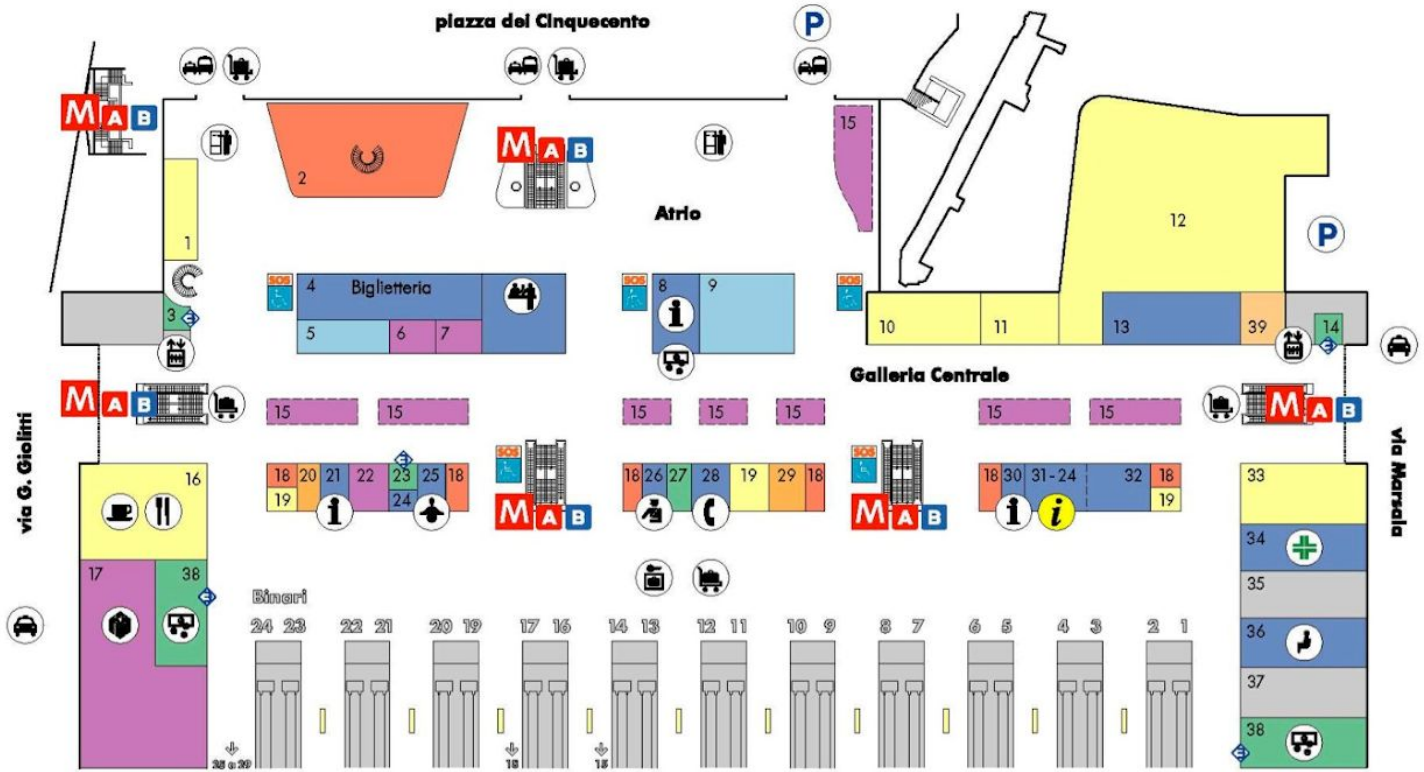
To get to the Leonardo Express, follow the instructions for getting to the Fiumicino Airport train station in the previous section. Instead of buying your ticket to Castiglione, you'll just buy it to Roma Termini via the Leonardo Express!

- There are also many **taxis** that will take you straight from the airport, they will charge about €48 (a great option if you have a lot of luggage and a few people to split the cost).
- There are a few **buses** that will take you straight to Termini too! These are usually the cheapest option but typically takes the longest amount of time to get to the center of Rome. We only recommend this option if you are in no hurry.

- **From Rome Train Station (Roma Termini) → Castiglion Fiorentino:**

Ready to continue your journey to Castiglion Fiorentino? Roma Termini is a bustling place, but also a fun place to kill some time in between trains! Keep an eye on your luggage at all times! There's plenty of food options, free WIFI (YAY!), bookstores, restrooms, and luggage check if you want to pop out and see the city!

Luggage check or **Deposito Bagaglio** is in the lower floor of the station, about where the purple section is on the lower left of the map.



- When you're ready to continue your journey from Rome to Lucca, find one of the MANY kiosks in the Roma Termini station and buy your ticket for Castiglion Fiorentino! The kiosks are found in the main lobby area, in the hallways and even in the underground area. They're everywhere!

There's also a Biglietteria in the main lobby if you want to buy it from a real person. :)